

Summary Institution-Level Pass Rate Data: *T* *a* *d* *a* *T* *e* *a* *c* *h* *e* *P* *e* *a* *a* *P* *a* *W* *I* *H* *E*

I
I
S a e


Name
Code

Group

Number


Single Assessment Institution-Level Pass Rate Data: *Tad* *a* *Teac* *e* *Pe* *a* *a* *P* *a* *W* *IHE*


HEOA - Title II
2021 - 2022 Academic Year



Single Assessment Institution-Level Pass Rate Data:

HEOA - Title II






Single Assessment Institution-Level Pass Rate Data: *Tad* *a* *Teac* *e* *Pe* *aa* *P* *a* *W* *IHE*

Single Assessment Institution-Level Pass Rate Data: *Tad* *a Teac e Pe a a* *P a W IHE*

HEOA - Title II
2021 - 2022 Academic Year




**HEOA - Title II
2021 - 2022 Academic Year**

Institution Name	Assessment Information	Group	Number Taking Assessment	Number Passing Assessment	Institutional Pass Rate	Institutional Average Scaled Score	Assessment C Score ²	Number Taking Assessment	Number Passing Assessment	Statewide Pass Rate	Statewide Average Scaled Score
[Redacted]	EC ECED 7-12 - D E 2 (E 0016) C : E . . * : 100-300	All enrolled den ho ha e comple ed all nonclinical co r e , 2021-22						2			
		Other enrolled den , 2021-22					3				
		All program comple er , 2021-22					30	25	83%	235	
		All program comple er , 2020-21					48	43	90%	241	
		All program comple er , 2019-20					64	64	100%	246	
EC ECED E -8 - D E 1 (E 0011) C : E . . * : 100-300		All enrolled den ho ha e comple ed all nonclinical co r e , 2021-22						68	42	62%	218
		Other enrolled den , 2021-22					74	50	68%	228	
		All program comple er , 2021-22					512	354	70%	228	
		All program comple er , 2020-21					1065	813	76%	233	
		All program comple er , 2019-20					1157	934	81%	235	

**HEOA - Title II
2021 - 2022 Academic Year**

Institution Name	Assessment Information	Group	Number Taking Assessment	Number Passing Assessment	Institutional Pass Rate	Institutional Average Scaled Score	Assessment C Score ²	Number Taking Assessment	Number Passing Assessment	Satisfaction
[REDACTED]	[REDACTED]	[REDACTED]	[REDACTED]	[REDACTED]	[REDACTED]	[REDACTED]	[REDACTED]	[REDACTED]	[REDACTED]	[REDACTED]
[REDACTED]	[REDACTED]	[REDACTED]	[REDACTED]	[REDACTED]	[REDACTED]	[REDACTED]	[REDACTED]	[REDACTED]	[REDACTED]	[REDACTED]
[REDACTED]	[REDACTED]	[REDACTED]	[REDACTED]	[REDACTED]	[REDACTED]	[REDACTED]	[REDACTED]	[REDACTED]	[REDACTED]	[REDACTED]



**HEOA - Title II
2021 - 2022 Academic Year**

Institution Name	Assessment Information	Group	Number Taking Assessment	Number Passing Assessment	Institutional Pass Rate	Institutional Average Scaled Score	Assessment C Score ²	Number Taking Assessment	Number Passing Assessment	Institutional Pass Rate	Institutional Average Scaled Score	
[Redacted]	F E C (AC 2005) C : AC F * : 1-10	All enrolled den ho ha e comple ed all nonclinical co r e , 2021-22										
		Other enrolled den , 2021-22					5					
		All program comple er , 2021-22					4					
		All program comple er , 2020-21					1					
[Redacted]	E A (AC 2006) C : AC F * : 1-10	All enrolled den ho ha e comple ed all nonclinical co r e , 2021-22										
		Other enrolled den , 2021-22					2					
		All program comple er , 2021-22					3					
		All program comple er , 2020-21										